



lumini Solucoes em Iluminacao LTDA  
www.lumini.com.br  
Email:laboratorio@lumini.com.br  
Tel:+55 11 3437-5555 Fax:+55 11 3437-5555  
Address:Rua Ferreira Viana, 716 - Socorro - São Paulo/SP

---

## lumini

---

LumCAT:

Luminaire: led line perfil 12V e lp 2.5W (com difusor)

LampCAT: modulo led line 5W/m 12Vdc 30K irc 90

Ballast type: led line driver 12V

Report No:

Voltage(V): 125.5000

Test No:

Current(A): 0.4200

Number of Lamps: 1

Power (W): 5.2710

Lamp flux(lm): 279.0

PF: 0.0000

Length(mm): 500

Width(mm): 21

Phm Type: C

Height(mm): 0

---

## Photometric Results

---

Lumens(lm): 165.07, Efficiency(%): 59.17% , Luminous Efficacy(lm/W): 31.32

Central intensity(cd): 59.370, Maximum intensity(cd): 59.370

Angle of maximum intensity: C=0.0  $\gamma$ =0.0

Beam angle of C0 plane : 108.29

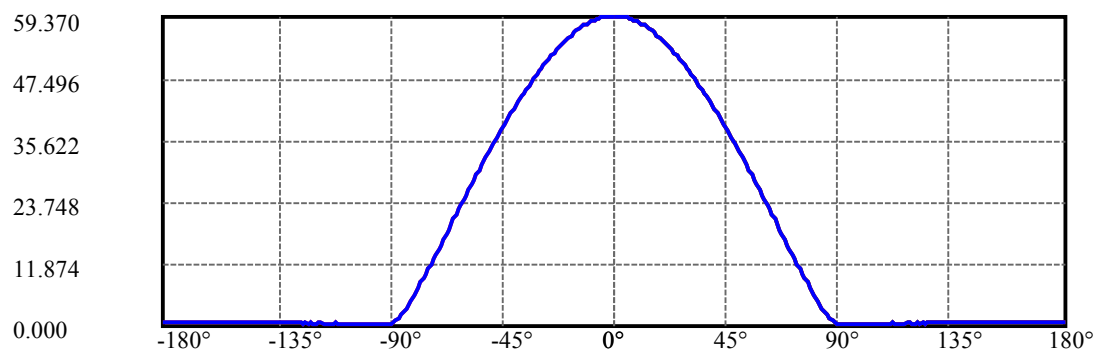
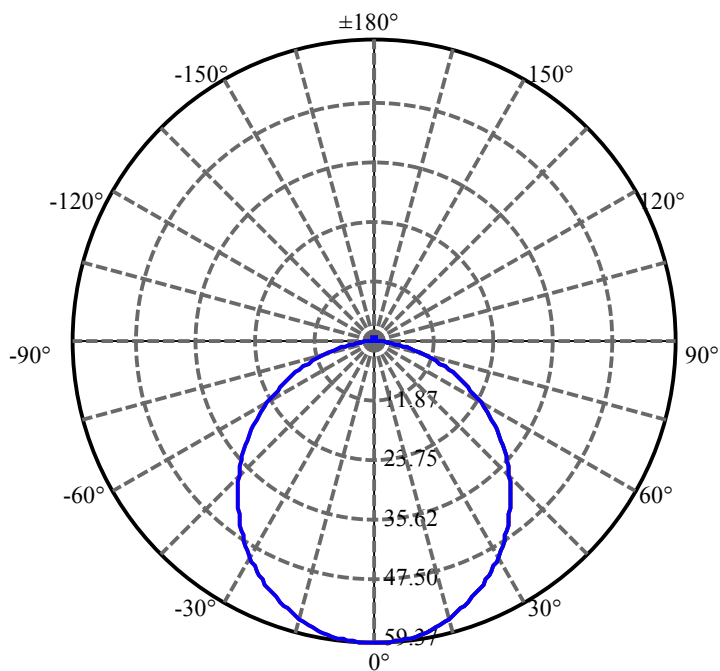
Aveage BeamAngle(IEC 61341):108.29

---

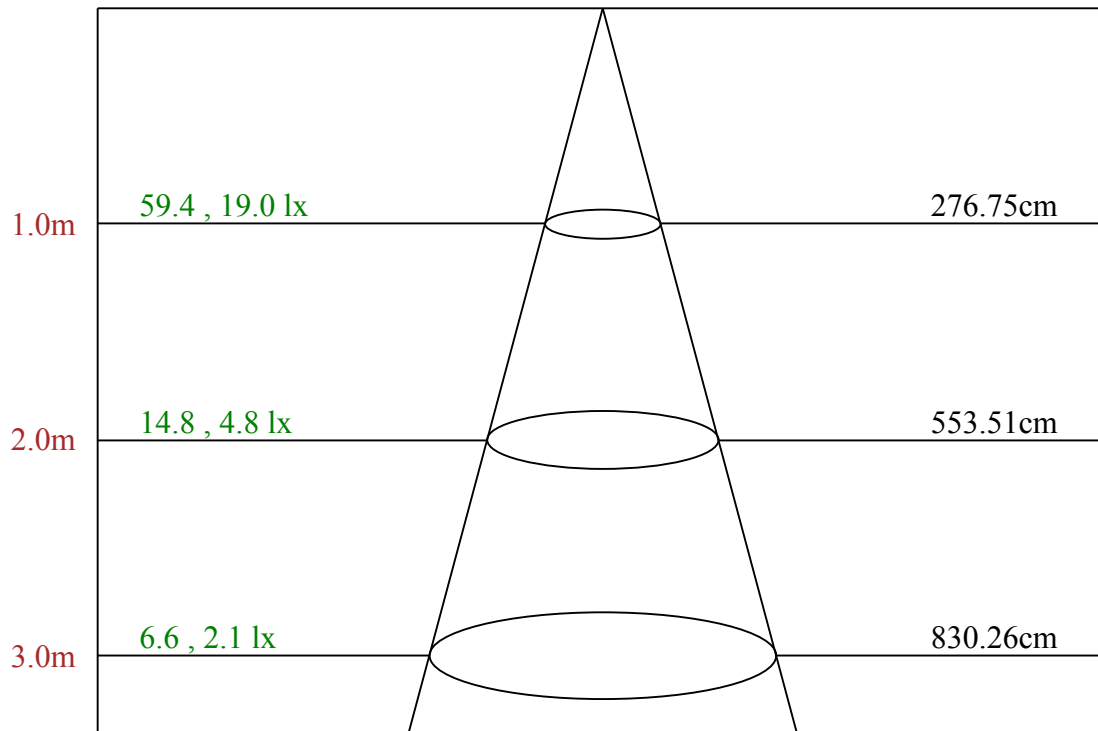
Equipment: equipamento lumini  
Temperature(°C): 27.5

Date: 24/01/2025  
Humidity(%): 45.0%

Operator: 01  
Distance(m): 6.90

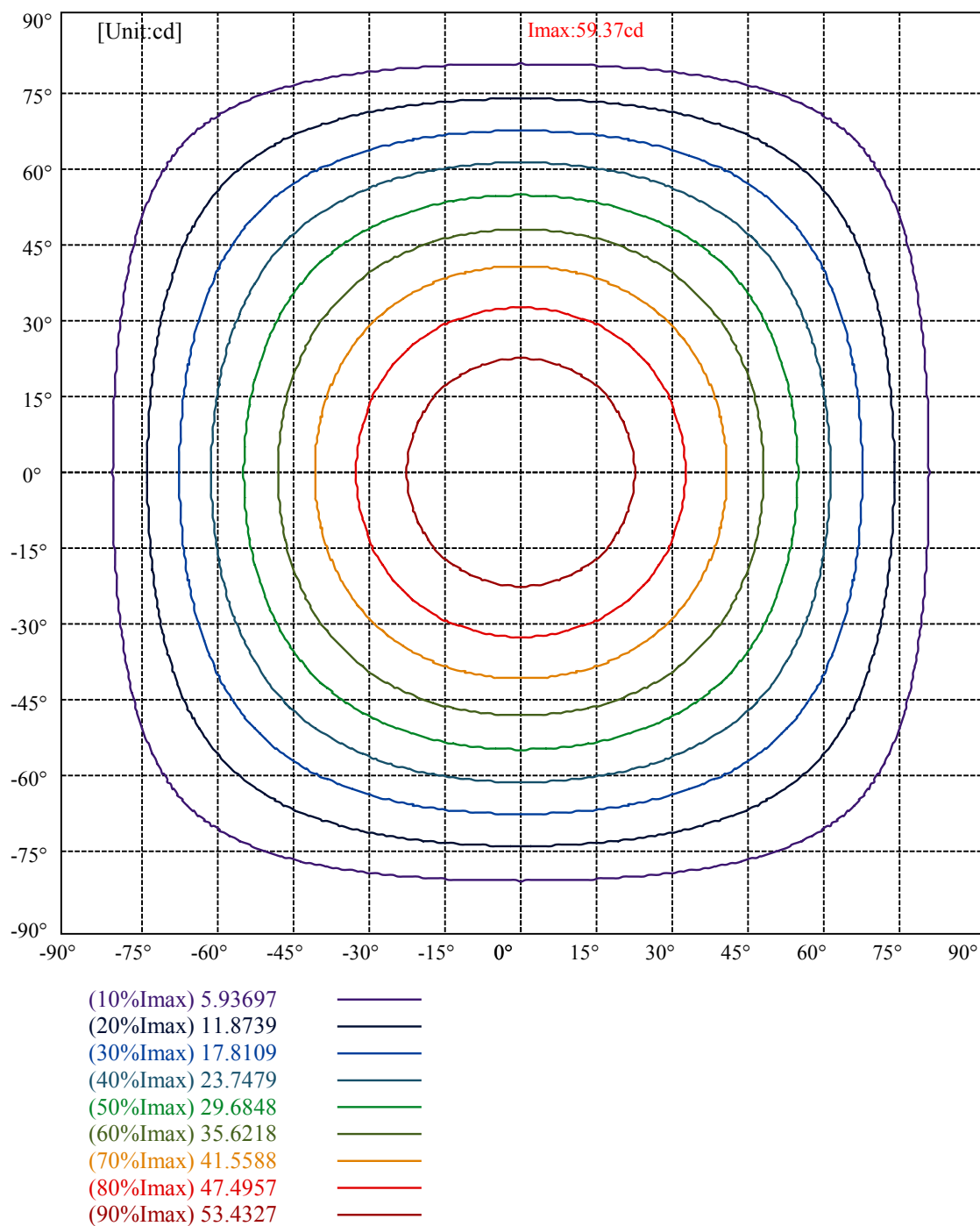


C0(Max):  
C0/C180:  
C90/C270:



Max , Ave

Beam angle of C0 plane 108.29



# lumini

## Luminance Limiting Curve(no luminous side)

Appendix Page: 5 Total:6

Luminance Table

$\gamma$	45	50	55	60	65	70	75	80	85
C0	5073	4955	4807	4623	4383	4092	3699	3166	2218
C45	5073	4955	4807	4623	4383	4092	3699	3166	2218
C90	5073	4955	4807	4623	4383	4092	3699	3166	2218

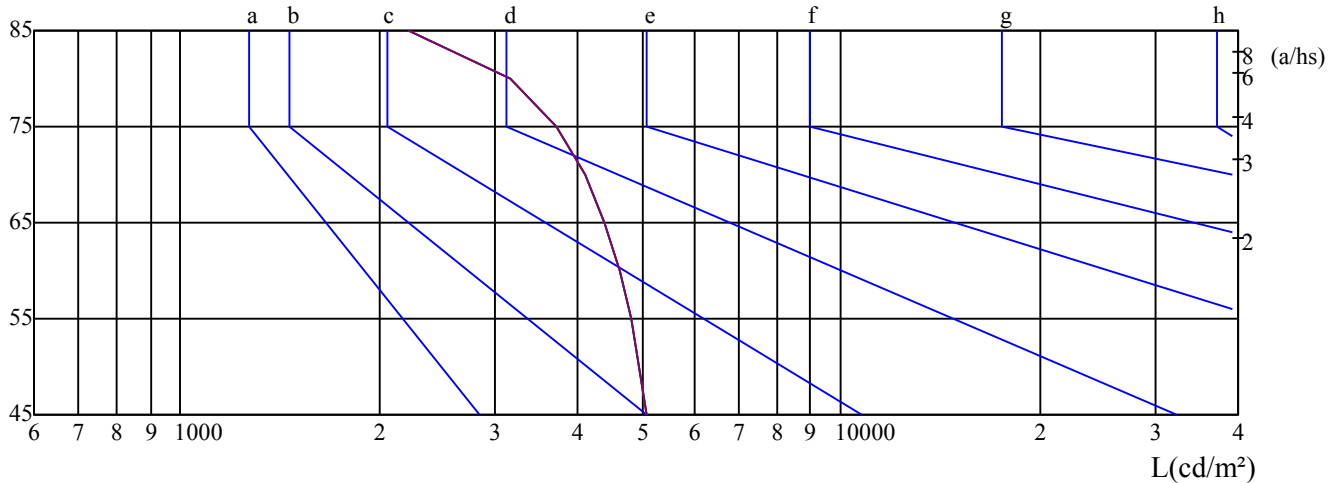
L(Hor)(65)	L(Ver)(65)	L45(65)	L(Hor)(75)	L(Ver)(75)	L45(75)	L(Hor)(85)	L(Ver)(85)	L45(85)
4383	4383	4383	3699	3699	3699	2218	2218	2218

Glare Table

Glare	Quality	Service Values Illuminance(lx)							
1.15	A	2000	1000	500	$\leq 300$				
1.5	B		2000	1000	500	$\leq 300$			
1.85	C			2000	1000	500	$\leq 300$		
2.2	D				2000	1000	500	$\leq 300$	
2.55	E					2000	1000	500	$\leq 300$
		a	b	c	d	e	f	g	h

Luminance Limiting Curve

$\gamma(^{\circ})$



C0 —

C45 —

C90 —

Equipment: equipamento lumini  
Temperature( $^{\circ}$ C): 27.5

Date: 24/01/2025  
Humidity(%): 45.0%

Operator: 01  
Distance(m): 6.90

Illumination assessment according UGR											
Rf of Ceiling	70	70	50	50	30	70	70	50	50	30	
Rf of Wall	50	30	50	30	30	50	30	50	30	30	
Rf of Floor	20	20	20	20	20	20	20	20	20	20	
Room dimensions		Viewed crosswise					Viewed endwise				
X	Y										
2H	2H	17.74	19.32	18.14	19.68	20.05	18.00	19.57	18.39	19.93	20.30
	3H	19.31	20.74	19.73	21.12	21.52	19.64	21.07	20.06	21.45	21.84
	4H	19.87	21.21	20.30	21.61	22.02	20.23	21.57	20.65	21.96	22.38
	6H	20.28	21.53	20.72	21.94	22.38	20.64	21.89	21.08	22.30	22.74
	8H	20.36	21.56	20.80	21.98	22.43	20.74	21.94	21.18	22.36	22.81
	12H	20.37	21.52	20.82	21.95	22.41	20.77	21.93	21.22	22.35	22.81
4H	2H	18.49	19.83	18.91	20.22	20.64	18.68	20.02	19.11	20.42	20.83
	3H	20.20	21.34	20.65	21.77	22.23	20.47	21.61	20.92	22.04	22.50
	4H	20.92	21.94	21.39	22.39	22.88	21.22	22.23	21.68	22.69	23.17
	6H	21.40	22.30	21.90	22.78	23.27	21.70	22.61	22.20	23.09	23.58
	8H	21.54	22.38	22.05	22.87	23.38	21.87	22.71	22.37	23.20	23.71
	12H	21.60	22.39	22.11	22.86	23.41	21.96	22.74	22.47	23.22	23.77
8H	4H	21.21	22.05	21.71	22.53	23.04	21.47	22.31	21.97	22.79	23.30
	6H	21.81	22.51	22.33	23.01	23.56	22.07	22.78	22.60	23.28	23.83
	8H	22.05	22.67	22.60	23.21	23.75	22.35	22.97	22.89	23.51	24.05
	12H	22.15	22.67	22.71	23.22	23.77	22.48	23.01	23.04	23.55	24.11
12H	4H	21.23	22.02	21.74	22.49	23.04	21.49	22.27	22.00	22.75	23.30
	6H	21.91	22.53	22.45	23.07	23.61	22.17	22.79	22.72	23.33	23.87
	8H	22.14	22.66	22.70	23.21	23.76	22.43	22.95	22.99	23.50	24.05
Variation with the observer position at spacings:											
S = 1.0H		0.3/-0.6					0.3/-0.6				
S = 1.5H		0.6/-0.7					0.6/-0.7				
S = 2.0H		0.8/-0.8					0.8/-0.8				
Standard tables:		BK3					BK3				
Uncorrected UGR		3.4					3.4				

依据CIE Publ. 117 计算 UGR, S/H = 0.25